



WVS Spay-Neuter Protocols

Preparation of the Patient (post-induction)

1. Intubation

An assistant should hold the head:

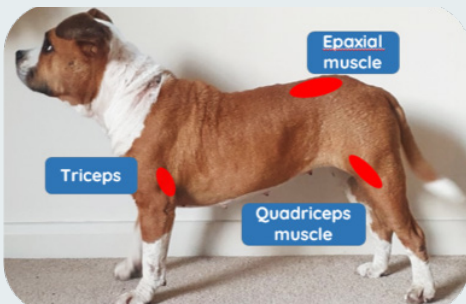


2. Connect IV fluids



3. Analgesia/vaccine/ivermectin

Sites for intramuscular injections:





4. Express the bladder (females)



5. Ear notch (identification)

Methods include ear notching device
Or 'V' method with haemostats.



6. Clip hair

Clip/shave the entire surgical site,
extending to the xyphoid for females.



7. Scrub surgical site

Scrub clipped area from the centre outwards
with antiseptic solution. Continue until swab
remains clean. Spray with alcohol.

